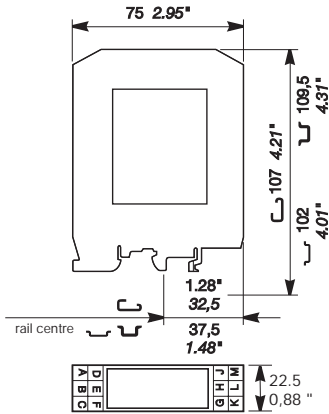


Approximate dimensions, Connecting terminals Analog signal converters CC-E, CC-U

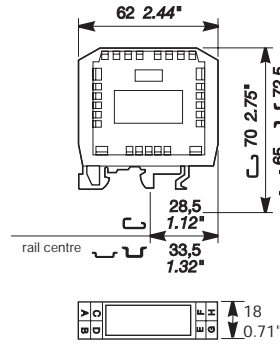


Dimensions in mm

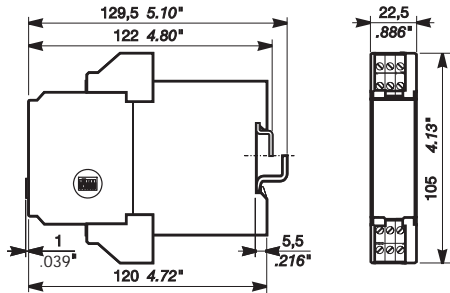
CC-E/x



CC-E I_{AC}/ILPO, CC-E I/I



CC-U/x, CC-U/xR



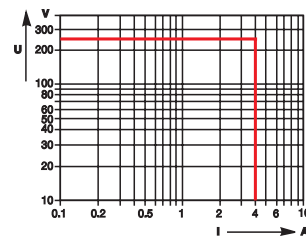
Connecting terminals CC-U/x

Width 22.5 mm / .886 "

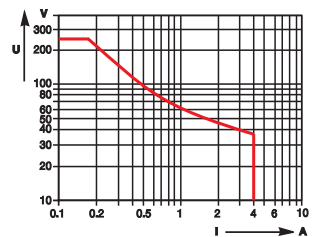


Load limit curves CC-U/xxR

Resistive AC load



Resistive DC load



Derating curve

