

## Marking

### Marking for Interface Modules


Selection table

| Markers for modules : | RC610 | RC55 | RC65 |
|-----------------------|-------|------|------|
| R500                  |       |      |      |
| R600                  |       |      |      |
| R900                  |       |      |      |
| R910                  |       |      |      |
| R1800                 |       |      |      |

Possible mounting :


Recommended mounting :

Impossible mounting :




1

Remove one of the side bands of the card.




2

Separate the chosen strip from the rest of the card.




3

Press the first marker in place, hold it and slide your thumb on the rest of the strip.



Horizontal marking



Vertical marking



Refillable box of 100 cards of 18 RC markers

### Marking for terminal blocks

Standard RC marker cards

| Marker sizes              | RC55                   | RC65                   | RC610                   |
|---------------------------|------------------------|------------------------|-------------------------|
| Blank cards               | 1SNA 230 000 R1200     | 1SNA 232 000 R0000     | 1SNA 233 000 R0100      |
| <b>Horizontal marking</b> |                        |                        |                         |
| 10 strips from 1 to 10    | 1SNA 230 002 R0000 (5) | 1SNA 232 002 R2600 (5) | 1SNA 233 002 R2700 (25) |
| 10 strips from 11 to 20   | 1SNA 230 003 R0100 (2) | 1SNA 232 003 R2700 (2) | 1SNA 233 003 R2000 (10) |
| 10 strips from 21 to 30   | 1SNA 230 004 R0200     | 1SNA 232 004 R2000     | 1SNA 233 004 R2100 (6)  |
| 10 strips from 31 to 40   | 1SNA 230 005 R0300     | 1SNA 232 005 R2100     | 1SNA 233 005 R2200 (4)  |
| 10 strips from 41 to 50   | 1SNA 230 006 R0400     | 1SNA 232 006 R2200     | 1SNA 233 006 R2300 (3)  |
| 10 strips from 51 to 60   | 1SNA 230 007 R0500     | 1SNA 232 007 R2300     | 1SNA 233 007 R2400 (2)  |
| 10 strips from 61 to 70   | 1SNA 230 008 R1600     | 1SNA 232 008 R0400     | 1SNA 233 008 R0500 (2)  |
| From 1 to 100             | 1SNA 230 030 R0700 (2) | 1SNA 232 030 R2500 (2) | 1SNA 233 030 R2600 (15) |
| From 101 to 200           | 1SNA 230 031 R2400     | 1SNA 232 031 R1200     | 1SNA 233 031 R1300 (2)  |
| 20 times L1-L2-L3-N-PE    | 1SNA 230 131 R2500     | 1SNA 232 131 R1300     | 1SNA 233 131 R1400 (2)  |
| <b>Vertical marking</b>   |                        |                        |                         |
| 10 strips from 1 to 10    | 1SNA 230 041 R0600     | 1SNA 232 041 R2400     | 1SNA 233 041 R2500 (5)  |
| 10 strips from 11 to 20   | 1SNA 230 042 R0700     | 1SNA 232 042 R2500     | 1SNA 233 042 R2600 (3)  |
| 10 strips from 21 to 30   | 1SNA 230 043 R0000     | 1SNA 232 043 R2600     | 1SNA 233 043 R2700 (2)  |
| 10 strips from 31 to 40   | 1SNA 230 044 R0100     | 1SNA 232 044 R2700     | 1SNA 233 044 R2000 (2)  |
| From 1 to 100             | 1SNA 230 060 R1500     | 1SNA 232 060 R0300     | 1SNA 233 060 R0400 (8)  |

### Marking kit RC 5 mm spacing or 6 mm spacing

Box with 100 cards with 18 various part numbers (see table next page)

| Description                        | Type | Order P/N          | Packaging | Weight kg |
|------------------------------------|------|--------------------|-----------|-----------|
| Box with 100 cards RC 5 mm spacing |      | 1SNA 400 085 R2700 | 1         |           |
| Refill for box RC 5 mm             |      | 1SNA 400 145 R0700 | 1         |           |
| Box with 100 cards RC 6 mm spacing |      | 1SNA 400 084 R2600 | 1         |           |
| Refill for box RC 6 mm             |      | 1SNA 400 144 R0600 | 1         |           |