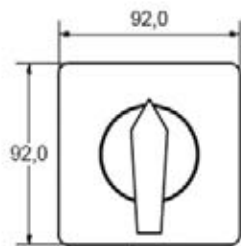
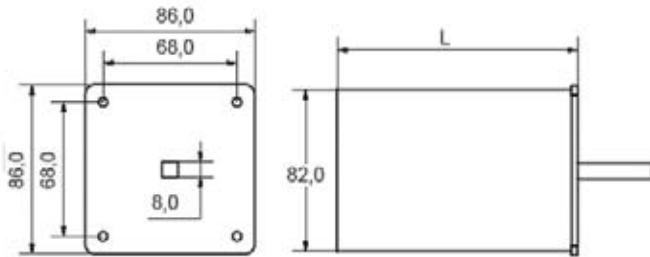


## Approximate dimensions OL Cam switches

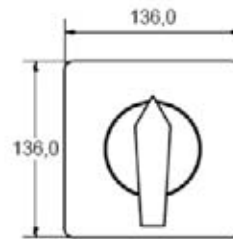
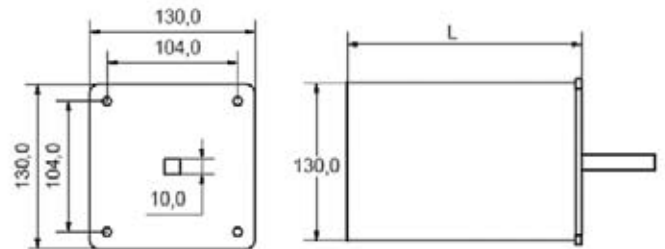
Cam  
switches

### OL 80, OL125, & OL150



No. of Contacts	Length L
1 - 2	66
3 - 4	94
5 - 6	122
7 - 8	150
9 - 10	178
11 - 12	206
13 - 14	234
15 - 16	262

### OL 200



No. of Contacts	Length L
1 - 2	120
3 - 4	181
5 - 6	242
7 - 8	303
9 - 10	364
11 - 12	425
13 - 14	486
15 - 16	547