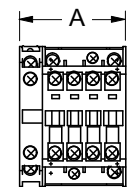
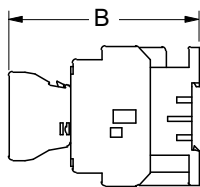


Approximate dimensions Accessories for Type N & NE

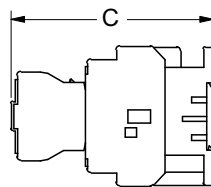
N & NE



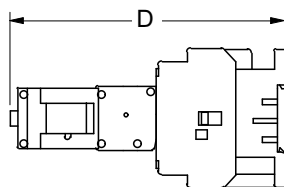
SIDE MOUNTED
AUXILIARY



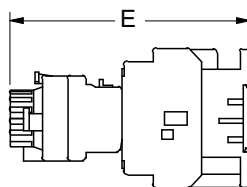
SINGLE POLE
TOP MOUNTED
AUXILIARY



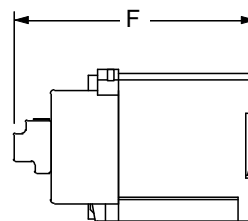
FOUR POLE
TOP MOUNTED
AUXILIARY



ON-POSITION
LATCH



PNEUMATIC
TIMER



MECH INTERLOCK D.C.
OPERATED

| Type | | A | B | C | D | E | F |
|------|----|------|-------|------|------|------|---|
| N | IN | 2.20 | 3.96 | 4.21 | 5.71 | 5.00 | — |
| | MM | 56 | 100.5 | 107 | 145 | 127 | — |
| NE | IN | 2.20 | 3.96 | 4.21 | 5.71 | 5.00 | — |
| | MM | 56 | 100.5 | 107 | 145 | 127 | — |