




Isomax Molded case circuit breakers S1 – S8



S4 N 250 B W - 2 xxx

Accessories (added in alpha-numeric order) ①

- A = Auxiliary Switch
- BA = Bell Alarm
- BA3 = Bell Alarm (S6/S7 only)
- S_ = Shunt trip with voltage code
- U_ = Undervoltage release with voltage code

Number of poles

- 2 = 2 pole
- 4 = 4 pole
- None = 3 pole

Type connectors

W = None

Trip unit function

- | | |
|---------------------------------------|-------------------------|
| B = LI | F = LSIG/K |
| C = LSI | H = LSIG/D |
| D = Molded Case Switch (MCS) | J = LSIG/DT |
| E = LSIG | K = LSIG/DTK |
| T = Thermal-magnetic – 10X Mag | M = Magnetic only (MCP) |
| G = Thermal-magnetic – 2.5 - 3X Mag ② | |

Current rating

- 015 = 15A
- 250 = 250A
- 400 = 400A
- 1200 = 1200A

Interrupting rating class

- | | |
|------------------------|--------------------------------|
| B = Basic (240VAC) | NC= Rated 50°C |
| N = Normal | NQ = Normal, 100% rated |
| H = High | HQ = High, 100% rated |
| L = Extra High | LQ = Extra High, 100% rated |
| BQ = Basic, 100% rated | D = Special molded case switch |

(No trip IEC)

Frame size

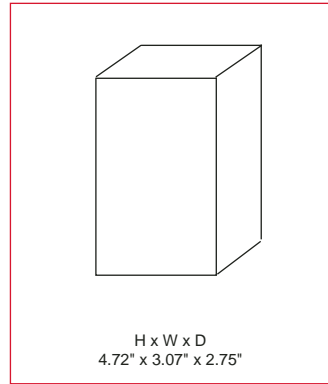
- | | |
|-----------------|-----------------|
| S1= 100A | S6 = 600 / 800A |
| S3 = 150 / 225A | S7 = 1200A |
| S4 = 250A | |
| S5 = 400A | |

① Consult ABB for factory installed accessories.
② Consult ABB for availability.

S1

100A

Standard thermal-magnetic



General

The S1 breaker family ranges from 15 through 100 amperes. The S1 trip mechanisms are non-interchangeable and use sensitive electromagnetic relays for overcurrent trip protection. Heat sensitive bimetals are used for thermal rating of the breaker. Lugs are included with the S1 breaker.

Number of poles

The S1 is available in three pole or four pole versions. The four pole version is IEC only. For price estimate of a four pole device, add 35% to list price of selected version three pole breaker, contact ABB Control for details.

Accessory mounting [Ⓢ]

Shunt trips or undervoltage releases mount in the left cavity. Auxiliary or bell alarm switches mount in the right cavity.

Reverse feeding

All versions of the S1 family are suitable for reverse feed applications.

UL489 / CSA C22.2 Interrupting capacity (kA RMS)

Voltage	Continuous rating	N
240VAC	15 – 100A	50kA
277/480VAC	15A 20 – 100A	14kA 20kA

IEC-947 Interrupting capacity (kA RMS)

Voltage	Continuous rating	N
230VAC	15 – 100A	40kA
380/400/415VAC		25kA
440VAC		16kA
500VAC		12kA
500VAC		12kA

S1N

Breaker	IC at 480 VAC	Rating	Magnetic	3 pole catalog number	List price
S1N	14kA	15A	500A	S1N015TL	\$ 392
		20A 25A 30A 40A 50A 60A	500A 500A 500A 500A 500A 600A	S1N020TL S1N025TL S1N030TL S1N040TL S1N050TL S1N060TL	392
	20kA	70A 80A 90A 100A	700A 800A 900A 1000A	S1N070TL S1N080TL S1N090TL S1N100TL	459

15

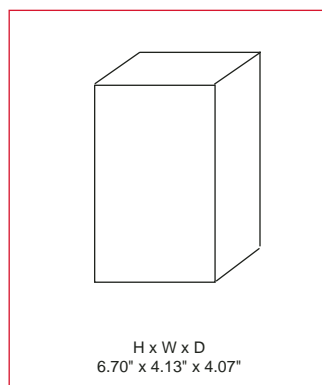
[Ⓢ] Not UL approved for field installation.

S3

150/225A

Standard thermal-magnetic

Isomax
MCCBs



Standard S3 package includes complete circuit breaker and mounting hardware. Order cable lugs as a separate item, standard copper/aluminum (Cu/Al) lugs are no charge when ordered with breaker.

General

The S3 breaker family ranges from 15 through 225 amperes. The S3 trip mechanisms are non-interchangeable and use sensitive electromagnetic relays for overcurrent trip protection. Heat sensitive bimetals are used for thermal overcurrent protection. Short circuit current protection begins at 10 times the thermal rating of the breaker and uses a magnetic coil principle.

Versions

To meet all application needs, the S3 is available in various versions:

- T = Thermal-magnetic
- Q = 100% UL rated
- D = Molded case switch
- M = Magnetic only (MCP)
- G = 3X Mag (100 - 225A 3-pole only)

Performance level

Each version is also available in different maximum fault interrupting levels

- B = 240VAC
- N = Normal
- H = High
- L = Extra high

Number of poles

In UL/CSA form, the S3 is available in two pole or three pole versions, both with the same dimensions. A four pole version is also available in UL/ IEC form. For price estimate, add 35% to list price of selected version three pole breaker, contact ABB Control for details.

Accessory mounting

Internal accessories are UL/CSA approved for both factory or field installation. Accessories require control cable connectors. Shunt trips or UVR's mount in the left cavity. Auxiliary or bell alarm switches mount in the right cavity.

Reverse feeding

All versions of the S3 family are suitable for reverse feed applications.

Molded case switches

UL489 switches include no overcurrent protection except for a high instantaneous trip mechanism for self protection. IEC type molded case switches with no trip protection are also available.

UL/CSA Interrupting capacity (kA RMS) UL489 / CSA C22.2

Voltage	N	H	L
240VAC	65	100	150
480VAC	25	50	85 [Ⓞ]
600VAC	14	14	25
500VDC	35	50	65
600VDC	20	35	50

IEC-947 Interrupting capacity (kA RMS)

Voltage	N	H	L
230VAC	65	100	170
380/400/415VAC	35	65	85
440VAC	30	50	65
500VAC	25	40	50
690VAC	14	18	20
500VDC	35	50	65
750VDC	20	35	50

Ⓞ 15-30A are 65kA at 480VAC



S3

150/225A

Standard thermal-magnetic

S3B

Breaker	IC at 240VAC	Rating	Magnetic trip	2 pole, 240VAC catalog number	List price	3 pole, 240VAC catalog number	List price
S3B	150kA	175A 200A 225A	1750A 2000A 2250A	S3B175TW-2 S3B200TW-2 S3B225TW-2	\$ 460	S3B175TW S3B200TW S3B225TW	\$ 590

S3N

Breaker	IC at 480VAC	Rating	Magnetic trip	2 pole, 480VAC/500VDC catalog number	List price	3 pole, 600VAC/DC catalog number	List price	
S3N	25kA	15A	500A	S3N015TW-2	\$ 316	S3N015TW	\$ 413	
		20A	500A	S3N020TW-2		S3N020TW		
		25A	500A	S3N025TW-2		S3N025TW		
		30A	500A	S3N030TW-2		S3N030TW		
		35A	500A	S3N035TW-2		S3N035TW		
		40A	500A	S3N040TW-2		S3N040TW		
		50A	500A	S3N050TW-2	S3N050TW			
		60A	600A	S3N060TW-2	S3N060TW			
		70A	700A	S3N070TW-2	S3N070TW	407	S3N070TW	504
		80A	800A	S3N080TW-2	S3N080TW			
		90A	900A	S3N090TW-2	S3N090TW			
		100A	1000A	S3N100TW-2	S3N100TW			
125A	1250A	S3N125TW-2	S3N125TW	911	S3N125TW	1131		
150A	1500A	S3N150TW-2	S3N150TW					
175A ^①	1750A	S3N175TW-2	S3N175TW					
200A ^①	2000A	S3N200TW-2	S3N200TW					
225A ^①	2250A	S3N225TW-2	S3N225TW					

S3H

Breaker	IC at 480VAC	Rating	Magnetic trip	2 pole, 480VAC/500VDC catalog number	List price	3 pole, 600VAC/DC catalog number	List price	
S3H	50kA	15A	500A	S3H015TW-2	\$ 527	S3H015TW	\$ 619	
		20A	500A	S3H020TW-2		S3H020TW		
		25A	500A	S3H025TW-2		S3H025TW		
		30A	500A	S3H030TW-2		S3H030TW		
		35A	500A	S3H035TW-2		S3H035TW		
		40A	500A	S3H040TW-2		S3H040TW		
		50A	500A	S3H050TW-2	S3H050TW			
		60A	600A	S3H060TW-2	S3H060TW			
		70A	700A	S3H070TW-2	S3H070TW	617	S3H070TW	702
		80A	800A	S3H080TW-2	S3H080TW			
		90A	900A	S3H090TW-2	S3H090TW			
		100A	1000A	S3H100TW-2	S3H100TW			
		125A	1250A	S3H125TW-2	S3H125TW	1376	S3H125TW	1586
		150A	1500A	S3H150TW-2	S3H150TW			
		175A ^①	1750A	S3H175TW-2	S3H175TW			
200A ^①	2000A	S3H200TW-2	S3H200TW					
225A ^①	2250A	S3H225TW-2	S3H225TW					

S3L

Breaker	IC at 480VAC	Rating	Magnetic trip	2 pole, 480VAC/500VDC catalog number	List price	3 pole, 600VAC/DC catalog number	List price
S3L	65k	15A	500A	S3L015TW-2	\$ 634	S3L015TW	\$ 824
		20A	500A	S3L020TW-2		S3L020TW	
		25A	500A	S3L025TW-2		S3L025TW	
		30A	500A	S3L030TW-2		S3L030TW	
	85kA	35A	500A	S3L035TW-2	634	S3L035TW	824
		40A	500A	S3L040TW-2		S3L040TW	
		50A	500A	S3L050TW-2		S3L050TW	
		60A	600A	S3L060TW-2		S3L060TW	
	65kA	70A	700A	S3L070TW-2	816	S3L070TW	1010
		80A	800A	S3L080TW-2		S3L080TW	
		90A	900A	S3L090TW-2		S3L090TW	
		100A	1000A	S3L100TW-2		S3L100TW	
65kA	125A	1250A	S3L125TW-2	1818	S3L125TW	2260	
	150A	1500A	S3L150TW-2		S3L150TW		
	175A ^①	1750A	S3L175TW-2		S3L175TW		
	200A ^①	2000A	S3L200TW-2		S3L200TW		
225A ^①	2250A	S3L225TW-2	S3L225TW				

① 480VAC maximum

S3
150/225A
100% UL rated



S3NQ

Breaker	IC at 480VAC	Rating	Magnetic trip	3 pole 600VAC/DC catalog number	List price
S3NQ	25kA	15A	500A	S3NQ015TW	\$ 459
		20A	500A	S3NQ020TW	
		25A	500A	S3NQ025TW	
		30A	500A	S3NQ030TW	
		35A	500A	S3NQ035TW	
		40A	500A	S3NQ040TW	
		50A	500A	S3NQ050TW	
		60A	600A	S3NQ060TW	
		70A	700A	S3NQ070TW	
	80A	800A	S3NQ080TW		
	90A	900A	S3NQ090TW		
	100A	1000A	S3NQ100TW	1257	
	125A	1250A	S3NQ125TW		
	150A	1500A	S3NQ150TW		
	175A ^①	1750A	S3NQ175TW		
200A ^①	2000A	S3NQ200TW			
225A ^①	2250A	S3NQ225TW			

S3HQ

Breaker	IC at 480VAC	Rating	Magnetic trip	3 pole catalog number	List price
S3HQ	50kA	15A	500A	S3HQ015TW	\$ 688
		20A	500A	S3HQ020TW	
		25A	500A	S3HQ025TW	
		30A	500A	S3HQ030TW	
		35A	500A	S3HQ035TW	
		40A	500A	S3HQ040TW	
		50A	500A	S3HQ050TW	
		60A	600A	S3HQ060TW	
		70A	700A	S3HQ070TW	
	80A	800A	S3HQ080TW		
	90A	900A	S3HQ090TW		
	100A	1000A	S3HQ100TW	1762	
	125A	1250A	S3HQ125TW		
	150A	1500A	S3HQ150TW		
	175A ^①	1750A	S3HQ175TW		
200A ^①	2000A	S3HQ200TW			
225A ^①	2250A	S3HQ225TW			

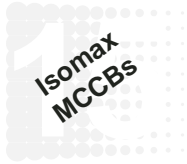
15

S3LQ

Breaker	IC at 480VAC	Rating	Magnetic trip	3 pole catalog number	List price
S3LQ	65kA	15A	500A	S3LQ015TW	\$ 916
		20A	500A	S3LQ020TW	
		25A	500A	S3LQ025TW	
		30A	500A	S3LQ030TW	
	85kA	35A	500A	S3LQ035TW	1123
		40A	500A	S3LQ040TW	
		50A	500A	S3LQ050TW	
		60A	600A	S3LQ060TW	
		70A	700A	S3LQ070TW	
		80A	800A	S3LQ080TW	
		90A	900A	S3LQ090TW	
		100A	1000A	S3LQ100TW	2511
		125A	1250A	S3LQ125TW	
		150A	1500A	S3LQ150TW	
		175A ^①	1750A	S3LQ175TW	
200A ^①	2000A	S3LQ200TW			
225A ^①	2250A	S3LQ225TW			

Note: When applied correctly, UL tested 100% equipment rated breakers may be applied at full rating rather than on the sizing rules of the NEC where breakers and cable are sized based on actual continuous load current divided by 80%. This 100% rating can save the user the cost of larger cable or bus bar. Please consult the NEC for details and other design factors needed for this application.

① 480VAC maximum



S3 150/225A, 600VAC

Magnetic only (MCP)

Magnetic only circuit breakers are instantaneous trip only devices which are Underwriters Laboratories Recognized. MCPs must be used with some other device that will provide overload protection.

Type	Interruption capacity		Amps	Magnetic trip	3 pole catalog number	List price
S3N	240VAC	35kA	3	12 – 36	S3N003MW S3N005MW S3N010MW	\$ 568
	480VAC	18kA	5	20 – 60		
	600VAC	10kA	10	40 – 120		
	240VAC	35kA	25	100 – 300	S3N025MW	
	480VAC	18kA				
	600VAC	10kA				
	240VAC	75kA	50	200 – 600	S3N050MW	633
	480VAC	35kA	100	400 – 1200	S3N100MW	763
	600VAC	14kA	125	500 – 1500	S3N125MW	929
			150	600 – 1500	S3N150MW	929

Type	Interruption capacity		Amps	Magnetic trip	3 pole catalog number	List price		
S3L	240VAC	50kA	3	12 – 36	S3L003MW S3L005MW S3L010MW	\$ 710		
	480VAC	25kA	5	20 – 60				
	600VAC	10kA	10	40 – 120				
	240VAC	50kA	25	100 – 300	S3L025MW			
	480VAC	25kA						
	600VAC	10kA						
		240VAC	150kA	50	200 – 600		S3L050MW	710
		480VAC	85kA	100	400 – 1200		S3L100MW	843
		600VAC	25kA	125	500 – 1500		S3L125MW	1910
				150	600 – 1500		S3L150MW	1910
	480VAC	65kA	200 ②	800 – 2400	S3L200MW	1910		

Molded case switches

Type	Interruption capacity ③		Amps	Magnetic trip	3 pole catalog number	List price	
S3B-D	240VAC	150kA	225	2250A	S3B225DW	\$ 410	
S3H-D	240VAC	100kA	150	1500A 2250A	S3H150DW S3H225DW	892 1254	
	480VAC	50kA					
	600VAC	14kA					
	500VDC	65kA					
	600VDC	50kA					
Non-UL switches without overcurrent protection	Withstand rating		100 160 250	none none none	S3D100W S3D160W S3D250W	531 892 1393	
	600VAC	6.5kA					

Connection options

Type	Wire range	Amps①	Set of 2 catalog number	List price	Set of 3 catalog number	List price
CU/AL front lugs	14AWG – 2AWG	60	K3TA-2	\$ 4	K3TA	\$ 6
CU/AL front lugs	14AWG – 1/0	100	K4TB-2	4	K4TB	6
CU/AL front lugs	2AWG – 4/0	150	K4TC-2	4	K4TC	6
CU/AL front lugs	4AWG – 300kcmil	225	K4TD-2	10	K4TD	15
CU front lugs (saddle) CU rear lugs	14AWG – 250kcmil	250	—	—	Set of 6 catalog number K4TES K4TER	30
	6AWG – 250kcmil	250	—	—		
Extended front bar	—	250	—	—	K4ET-250	46

① Suggested lugs for circuit breaker up to amps shown. Cable size and type determine maximum amperage.

② 480VAC maximum.

③ With fuse or MCCB protected circuit.

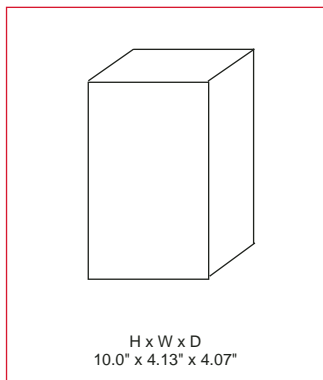
Discount schedule SM – S3 MCPs only
Discount schedule S3 – Circuit breakers
Discount schedule SA – Lugs

S4

250A, 600VAC

Electronic trip type

Isomax
MCCBs



Standard S4 package includes complete circuit breaker and mounting hardware. Order cable lugs or other connection scheme as a separate item.

General

The S4 breaker family is a 250A frame utilizing a microprocessor based overcurrent protective trip system. In the 250A version, the trip unit is adjustable from 100A up to 250A without the addition of any parts or rating plugs. As standard, the S4 includes adjustable long time function for overload protection and adjustable instantaneous function for short circuit protection.

Versions

To meet all application needs, the S4 is available in various versions:

- B = Adjustment LI
- C = Adjustment LSI
- E = Adjustment LSIG
- Q = 100% UL rated
- D = Molded case switch
- M = Magnetic only (MCP)

Trip functions

These tripping functions are available:

- L = Long time
- I = Instantaneous
- S = Short time
- G = Ground fault

Performance level

Each version is also available in different maximum fault interrupting levels:

- N = Normal
- H = High
- L = Extra high

Number of poles

In UL/CSA form, the S4 is available in two pole or three pole versions, both with the same dimensions. A four pole version is also available in UL/IEC form. For price estimate, add 35% to list price of selected version three pole breaker, contact ABB Control for details.

Accessory mounting

Internal accessories are UL/CSA approved for both factory or field installation. Accessories require control cable connectors. Shunt trips or UVR's mount in the left cavity. Auxiliary or bell alarm switches mount in the right cavity.

Reverse feeding

All versions of the S4 family are suitable for reverse feed applications.

Molded case switches

UL489 switches include no overcurrent protection except for a high instantaneous trip mechanism for self protection.

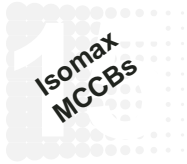
UL/CSA Interrupting capacity (kA RMS)

UL489 / CSA C22.2

Voltage	N	H	L
240VAC	65	150	200
480VAC	25	65	100
600VAC	18	22	35

IEC-947 Interrupting capacity (kA RMS)

Voltage	N	H	L
230VAC	65	150	200
380/400/415VAC	35	65	100
440VAC	30	50	80
500VAC	25	40	65
690VAC	18	22	30



S4 250A, 600VAC Electronic trip type

The S4 breaker family uses two available microprocessor based internal trip units. The standard **PR211** trip unit includes adjustments for long time current pick-up and instantaneous current trip point.

The optional **PR212** trip unit includes adjustments for long time current pick-up/delay, short time pick-up/delay I^2t (on/off), instantaneous current trip point and further optional ground fault protection.

100A Frame (40 – 100A adjustable continuous range)

Breaker	IC at 480VAC	Trip type	Adjustment	2 pole catalog number	List price	3 pole catalog number	List price
S4N	25kA	PR211	LI	S4N100BW-2	\$ 1073	S4N100BW	\$ 1347
		PR212	LSI	S4N100CW-2	1679	S4N100CW	1913
		PR212	LSIG	—	—	S4N100EW	2813
S4H	65kA	PR211	LI	S4H100BW-2	2572	S4H100BW	3030
		PR212	LSI	S4H100CW-2	3138	S4H100CW	3596
		PR212	LSIG	—	—	S4H100EW	4496
S4L	100kA	PR211	LI	S4L100BW-2	3159	S4L100BW	3950
		PR212	LSI	S4L100CW-2	3725	S4L100CW	4516
		PR212	LSIG	—	—	S4L100EW	5416

250A Frame (100 – 250A adjustable continuous range)

Breaker	IC at 480VAC	Trip type	Adjustment	2 pole catalog number	List price	3 pole catalog number	List price
S4N	25kA	PR211	LI	S4N250BW-2	\$ 1073	S4N250BW	\$ 1347
		PR212	LSI	S4N250CW-2	1679	S4N250CW	1913
		PR212	LSIG	—	—	S4N250EW	2813
S4H	65kA	PR211	LI	S4H250BW-2	2572	S4H250BW	3030
		PR212	LSI	S4H250CW-2	3138	S4H250CW	3596
		PR212	LSIG	—	—	S4H250EW	4496
S4L	100kA	PR211	LI	S4L250BW-2	3159	S4L250BW	3950
		PR212	LSI	S4L250CW-2	3725	S4L250CW	4516
		PR212	LSIG	—	—	S4L250EW	5416

Trip settings

Adjustment	Trip function	Range	Individual settings
L	Long time pick-up Long time delay	0.4 – 1.0 3.0 – 18 sec.	0.4-0.5-0.55-0.6-0.65-0.7-0.75-0.8-0.85-0.875-0.9-0.925-0.95-0.975-1.0 x Frame rating PR212 A - B - C - D
S	Short time pick-up Short time delay	1.0 – 10.0 0.05 – 0.5 sec.	Off-1.0-2.0-3.0-4.0-6.0-8.0-10.0 x Frame rating A - B - C - D (I ² t On-Off)
I	Instantaneous trip	1.5 – 12.0	1.5-2.0-4.0-6.0-8.0-10.0-12.0 x Frame rating
G	Ground fault Ground fault delay	0.2 – 1.0 0.1 – 0.8 sec.	Off-0.2-0.3-0.4-0.6-0.8-0.9-1.0 x Frame rating A - B - C - D

Continuous amperage settings (long time adjustment) – PR211

Frame	Set points								
	0.4	0.5	0.6	0.7	0.8	0.9	0.95	1.0	Setting
100A	40	50	60	70	80	90	95	100	Amps
250A	100	125	150	175	200	225	237	250	Amps

S4

250A, 600 VAC

100% UL rated



When applied correctly, UL tested 100% equipment rated breakers may be applied at full rating rather than on the sizing rules of the NEC where breakers and cable are sized based on actual continuous load current divided by 80%. This 100% rating can save the user the cost of larger cable or bus bar. Please consult the

NEC for details and other design factors needed for this application.

100A Frame (40 – 100A adjustable continuous range)

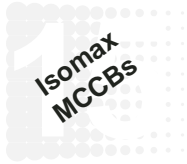
Breaker	IC at 480VAC	Trip type	Adjustment	3 pole catalog number	List price
S4N	25kA	PR211	LI	S4NQ100BW	\$ 1482
		PR212	LSI	S4NQ100CW	2104
		PR212	LSIG	S4NQ100EW	3094
S4H	65kA	PR211	LI	S4HQ100BW	3333
		PR212	LSI	S4HQ100CW	3956
		PR212	LSIG	S4HQ100EW	4946
S4L	100kA	PR211	LI	S4LQ100BW	4345
		PR212	LSI	S4LQ100CW	4968
		PR212	LSIG	S4LQ100EW	5958

250A Frame (100 – 250A adjustable continuous range)

Breaker	IC at 480VAC	Trip type	Adjustment	3 pole catalog number	List price
S4N	25kA	PR211	LI	S4NQ250BW	\$ 1482
		PR212	LSI	S4NQ250CW	2104
		PR212	LSIG	S4NQ250EW	3094
S4H	65kA	PR211	LI	S4HQ250BW	3333
		PR212	LSI	S4HQ250CW	3956
		PR212	LSIG	S4HQ250EW	4946
S4L	100kA	PR211	LI	S4LQ250BW	4345
		PR212	LSI	S4LQ250CW	4968
		PR212	LSIG	S4LQ250EW	5958

Trip settings

Adjustment	Trip function	Range	Individual settings
L	Long time pick-up Long time delay	0.4 – 1.0 3.0 – 18 sec.	0.4-0.5-0.55-0.6-0.65-0.7-0.75-0.8-0.85-0.875-0.9-0.925-0.95-0.975-1.0 x Frame rating PR212 A - B - C - D
S	Short time pick-up Short time delay	1.0 – 10.0 0.05 – 0.5 sec.	Off-1.0-2.0-3.0-4.0-6.0-8.0-10.0 x Frame rating A - B - C - D (I ² t On-Off)
I	Instantaneous trip	1.5 – 12.0	1.5-2.0-4.0-6.0-8.0-10.0-12.0 x Frame rating
G	Ground fault Ground fault delay	0.2 – 1.0 0.1 – 0.8 sec.	Off-0.2-0.3-0.4-0.6-0.8-0.9-1.0 x Frame rating A - B - C - D



S4 250A, 600VAC

Magnetic only (MCP)

All S4 magnetic only breakers utilize the electronic PR211 trip unit with an adjustable range of 1.5 to 12 times frame rating. Both two and three pole MCPs are 600VAC rated.

Type	Amps	Interruption capacity	Adjustment range	2 pole 600VAC catalog number	List price	3 pole 600VAC catalog number	List price
S4N	100 250	240VAC 65kA 480VAC 25kA 600VAC 18kA	150 – 1200A 375 – 3000A	S4N100MW-2 S4N250MW-2	\$ 1073	S4N100MW S4N250MW	\$ 1347
S4H	100 250	240VAC 150kA 480VAC 65kA 600VAC 22kA	150 – 1200A 375 – 3000A	S4H100MW-2 S4H250MW-2	2572	S4H100MW S4H250MW	3030
S4L	100 250	240VAC 200kA 480VAC 100kA 600VAC 35kA	150 – 1200A 375 – 3000A	S4L100MW-2 S4L250MW-2	3159	S4L100MW S4L250MW	3950

Molded case switch

Type	Interruption capacity ②	Amps	Magnetic trip	3 pole catalog number	List price
S4H-D	240VAC 150kA 480VAC 65kA 600VAC 22kA	250	3000A	S4H250DW	\$ 1215

Neutral GF current transformer (required for 4 wire GF systems)

Amps	Catalog number	List price
100	K4NCT-100	\$ 250
250	K4NCT-250	

Connection options

Type	Wire range	Amps ①	Set of 2 catalog number	List price	Set of 3 catalog number	List price
CU/AL front lugs	14AWG – 1/0	100	K4TB-2	\$ 4	K4TB	\$ 6
CU/AL front lugs	2AWG – 4/0	150	K4TC-2	4	K4TC	6
CU/AL front lugs	4AWG – 300kcmil	225	K4TD-2	10	K4TD	15
CU/AL front lugs	6AWG – 350kcmil	250	K4TE-2	20	K4TE	30
CU front lugs (saddle) CU rear lugs	14AWG – 250kcmil 6AWG – 250kcmil	250 250	— —	— —	Set of 6 catalog number K4TES K4TER	30
Extended front bar	—	250	—	—	K4ET-250	

① Suggested lugs for a circuit breaker up to the amps shown. Cable size and type determine maximum amperage.

② With fuse or MCCB protected circuit.