

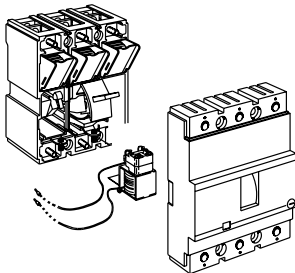
Electrical accessories

Shunt trip, undervoltage release

S1



K1S4



S1 with K1S4



K2U1

Shunt trip

Voltage	Factory installation		Field installation ②	
	Catalog number suffix ①	List price adder	Catalog number S1	List price
48VAC/60VDC	S1	\$ 212	K1S1	\$ 197
220/250VAC	S2		K1S2	
24 – 30VAC	S3		K1S3	
110 – 130VAC	S4		K1S4	
250VDC	S5		K1S5	
110VDC	S6		K1S6	
48VDC	S7		K1S7	
24VDC	S8		K1S8	
220VDC	S9		K1S9	

For remote opening of circuit breaker and includes internal cut-off switch to protect solenoid. All shunt trips are left pole mounted and can not be used with undervoltage releases. All shunt trips are approved for use in ground fault systems. Shunt trips must be ordered with correct connector.

Shunt trip connectors

Type	Voltage	Factory installation	Field installation ②	
			Catalog number S1	List price
Fixed mounted	All	Included	K2C-SU	\$ 15

Electrical specifications

V	24, 120, 240, 480VAC ~ 50/60 Hz 24, 48, 125, 250VDC –
For S1 P	100VA~/120W– Instantaneous duty

Undervoltage releases (IEC)

Voltage	Factory installation		Field installation ②	
	Catalog number suffix ①	List price adder	Catalog number S1	List Price
380/400VAC	U1	\$ 212	K2U1	\$ 197
220/230VAC	U2		K2U2	
24VAC	U3		K2U3	
110VAC	U4		K2U4	
110VDC	U6		K2U6	
48VDC	U7		K2U7	
24VDC	U8		K2U8	
48VAC	U9		K2U9	

Will trip circuit breaker when connected voltage drops to 35 – 70% of undervoltage release voltage rating. Will allow circuit breaker to close (ON) when voltage is approximately 85% of rated voltage. All undervoltage releases are left pole mounted and can not be used with shunt trips. Undervoltage releases must be ordered with correct connector.

Undervoltage release connectors

Type	Voltage	Factory installation	Field kit ②	
			Catalog number S1	List Price
Fixed mounted	All	Included	K2C-SU	\$ 15

Electrical specifications

V	24, 120, 240, 480VAC ~ 50/60 Hz 24, 48, 125, 250VDC –
For S1 P	6VA~/3W– Continuous duty


① For factory installation add suffix given to end of circuit breaker catalog number per accessory format.
② Not UL approved for field installation.

Electrical accessories

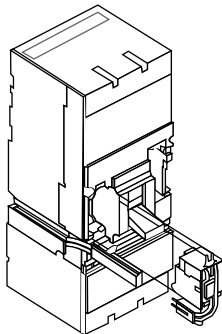
Shunt trip, undervoltage release

S3 – S7


Isomax
MCCBs



K5S1



S5 with K5S2



K5U1



K6C-SUP

Shunt trips

Voltage	Factory installation		Field installation		List price
	Catalog number suffix ①	List price adder	Catalog numbers S3 – S4 – S5	Catalog numbers S6 – S7	
480VAC/250VDC	S1	\$ 430	K5S1	K7S1	\$ 415
240VAC	S2		K5S2	K7S2	
120VAC/125VDC	S4		K5S4	K7S4	
48VDC	S7		K5S7	K7S7	
24VAC/VDC	S8		K5S8	K7S8	
12VDC	S9		K5S9	K7S9	

Low power shunt trips

Voltage	Factory installation		Field installation		List price
	Catalog number suffix ①	List price adder	Catalog numbers S3 – S4 – S5	Catalog numbers S6 – S7	
24VDC	SA	\$ 430	K5SA	K7SA	\$ 415
120VAC	SB		K5SB	K7SB	

For remote opening of circuit breaker and includes internal cut-off switch to protect solenoid. All shunt trips are left pole mounted and can not be used with UVRs. Except for 12VDC, all shunt trips are approved for use in GF systems. Shunt trips must be ordered with correct connector.

Shunt trip connectors (required)

Type circuit breaker	Voltage	Factory installation ①	Field kit catalog number		List price
			S3 – S4 – S5 – S6	S7	
Fixed mounted	All	included	K6C-SU	K7C-SU	\$ 15
Plug-in/Draw-out	All	included	K6C-SUP	K7C-SUP	

Electrical specifications – shunt trips (standard)

V	24, 120, 240, 480VAC ~ 50/60 Hz 12, 24, 48, 125, 250 VDC –
For S3-S5 P	100 VA~/120W– Instantaneous duty
For S6-S7	150 VA~/150W–

Undervoltage releases

Voltage	Factory installation		Field installation		List price
	Catalog number suffix ①	List price adder	Catalog numbers S3 – S4 – S5	Catalog numbers S6 – S7	
480VAC	U1	\$ 430	K5U1	K7U1	\$ 415
240VAC	U2		K5U2	K7U2	
120VAC	U4		K5U4	K7U4	
24VAC	U3		K5U3	K7U3	
250VDC	U5		K5U5	K7U5	
125VDC	U6		K5U6	K7U6	
48VDC	U7		K5U7	K7U7	
24VDC	U8		K5U8	K7U8	

Will trip CB when connected voltage drops to 35-70% of UVR voltage rating. Will allow CB to close (ON) when voltage is approximately 85% of rated voltage. All UVRs are left pole mounted and can not be used with shunt trips. UVRs must be ordered with correct connector.

Undervoltage release connectors (required)

Type circuit breaker	Voltage	Factory installation ①	Field kit catalog number		List price
			S3 – S4 – S5 – S6	S7	
Fixed mounted	All	included	K6C-SU	K7C-SU	\$ 15
Plug-in/Draw-out	All	included	K6C-SUP	K7C-SUP	

Electrical specifications – UVR & low power shunt trips

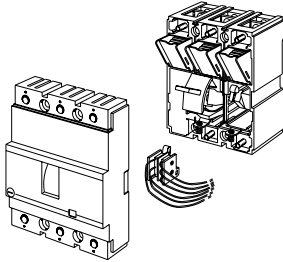
V	24, 120, 240, 480 VAC ~ 50/60 Hz 24, 48, 125, 250 VDC –
For S3-S5 P	6 VA~/3W– Continuous duty
For S6-S7	10 VA~/4W–

① For factory installation add suffix given to end of circuit breaker catalog number per accessory format.

Electrical accessories

Auxiliary contacts

S1 – S7



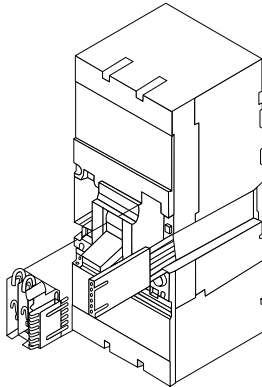
S1 with auxiliaries



K5AS



K6C-ABP



S5 with K6C-AB

Auxiliary contacts — S1

Contacts	Factory install		Field installation ②	
	Catalog number suffix ①	List price adder	Catalog number S1	List price
2 Form Cs 1 BA & 1 C	A BA	\$ 190	K1AS K1BA	\$ 175

The auxiliary contacts are accessory contacts for the indication of circuit breaker open-closed or tripped. Bell alarm contacts (B.A.) can be used to indicate circuit breaker tripping. All contacts are right pole mounted

Auxiliary contact connectors — S1

Type	Voltage	Factory installation	Field installation ②	
			Catalog number S1	List price
Fixed mounted	All	Included	K2C-AB	\$ 15

Electrical specifications — S1

Voltage	Maximum contact amperage rating
30 VDC	4A
127 VDC	4A
220 VAC	4A

N.O. = contact is open as circuit breaker is open
N.C. = contact is closed when circuit breaker is open
B.A. = will open/close only when circuit breaker trips

Auxiliary contacts — S3 – S7

Contacts	Factory installation		Field installation		List price
	Catalog number suffix ①	List price adder	Catalog numbers		
			S3 – S4 – S5	S6 – S7	
2 Form Cs	A	\$ 275	K5AS	K7AS	\$ 260
1 BA & 1 C	BA	365	K5BA	K7BA	350
1 B BA & 1A+1B	BA3		—	K7BA-3	

The auxiliary contacts are accessory contacts for the indication of circuit breaker open-closed or tripped. Bell alarm contacts (B.A.) can be used to indicate circuit breaker tripping. All contacts are right pole mounted.

Auxiliary contact connectors (required) — S3 – S7

Type circuit breaker	Voltage	Factory installation ①	Field kit catalog number		
			S3 – S4 – S5 – S6	S7	List price
Fixed mounted	All	included	K6C-AB	K7C-AB	\$ 15
Plug-in/Draw-out	All	included	K6C-ABP	K7C-ABP	

Electrical specifications

Voltage	Maximum contact amperage rating
125 VDC	0.3 A
250 VDC	0.15 A
250 VAC	6 A

N.O. = contact is open as circuit breaker is open
N.C. = contact is closed when circuit breaker is open
B.A. = will open/close only when circuit breaker trips

① For factory installation add suffix given to end of circuit breaker catalog number per accessory format.
② Not UL approved for field installation.

Electrical accessories

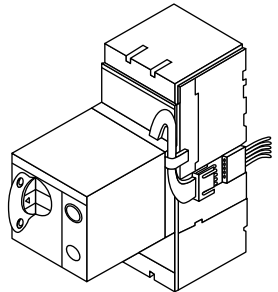
Motor operators, stored energy motor operators

S3 – S7

Isomax
MCCBs



K5M2



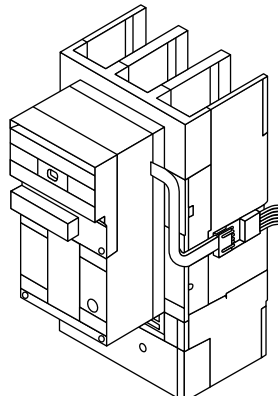
S4 with K5M2



K6C-M



K6M2



S7 with K7M4

Motor operator

Voltage	Catalog number S3 – S4 – S5	List price
240VAC/250VDC 120VAC/125VDC 48VDC 24VDC	K5M2 K5M4 K5M7 K5M8	\$ 678

For remote control of circuit breaker opening and closing.
Complete with manual operating lever, padlock device and emergency opening push-button.
When ordering the connector always specify type and version of the circuit-breaker.

The following options are also available:

- key lock for open position
- key lock for open position of two or more circuit breakers (using the same key for groups of circuit breakers)

Motor operator connectors (required)

Type circuit breaker	Voltage	Field kit catalog number S3 – S4 – S5	List price
Fixed mounted Plug-in/Draw-out	All All	K6C-M K6C-MP	\$ 15

Electrical specifications

V	120, 240VAC ~ 50/60 Hz 24, 48, 125, 250 VDC –
P inrush	500 VA~/500W–
P normal	350 VA~/500W–
Close time	0.1 s
Open time	0.1 s

Stored-energy motor operator

Voltage	Catalog number		List price
	S6	S7	
240VAC/250VDC 120VAC/125VDC 48VDC 24VDC	K6M2 K6M4 K6M7 K6M8	K7M2 K7M4 K7M7 K7M8	\$ 2407

- Stored-energy motor operator with springs automatically pre-loaded by motor.
- Complete with shunt opening and closing release, and compartment door flange.
- When ordering the connector always specify type and version of the circuit-breaker.
- The following options are also available:
 - key lock for open position
 - key lock for open position of two or more circuit-breakers (using the same key for groups of circuit-breakers).

Stored-energy motor operator connectors (required)

Type circuit breaker	Voltage	Field kit catalog number		List price
		S6	S7	
Fixed mounted Plug-in/Draw-out	All All	K6C-M K6C-MP	K7C-M K7C-MP	\$ 15

Electrical specifications

V	120, 240 VAC ~ 50/60 Hz 24, 48, 125, 250 VDC –
P inrush	660 VA~/600W–
P normal	180 VA~/180W–
Close time	0.09 s
Open time	1.2 s
Reset time	2.0 s

External accessories

Lugs and termination kits

S3 – S7



K4TB




K4ET-250



K4TES



K4TER



K4TN

Standard cable lug kits

For breakers	Amps ^①	Wire range	Set of 2 catalog number	List price	Set of 3 catalog number	List price
S3	60	14AWG – 2AWG	K3TA-2	\$ 4	K3TA	\$ 6
S3 – S4	100	14AWG – 1/0	K4TB-2	4	K4TB	6
S3 – S4	150	2AWG – 4/0	K4TC-2	4	K4TC	6
S3 – S4 – S5	225	4AWG – 300kcmil	K4TD-2	10	K4TD	15
S4	250	6AWG – 350kcmil	K4TE-2	20	K4TE	30
S5	300	250kcmil – 500kcmil	K5TF-2	30	K5TF	45
S5	400	(2) 3/0 – 250kcmil	K5TG-2 ^②	30	K5TG ^②	45
S6	600	(2) 250kcmil – 500kcmil	K6TH-2	50	K6TH	75
S6	800	(3) 2/0 – 400kcmil	K6TJ-2 ^②	90	K6TJ ^②	135
S7	1200	(4) 4/0 – 500kcmil	K7TK-2	120	K7TK	180

Standard cable lugs, for use on line and load side of circuit breaker. Suitable for use with Cu or Al. Special versions available with taps and screws for control wire connection. Note: S6 and S7 lugs are Al9Cu (90°C); all others Al7Cu (75°C).

Standard cable lug kits with control power taps

For breakers	Amps ^①	Wire range	Set of 2 catalog number	List price	Set of 3 catalog number	List price
S3 – S4	100	14AWG – 1/0	K4TB-2C	\$ 8	K4TBC	\$ 12
S3 – S4	150	2AWG – 4/0	K4TC-2C	8	K4TCC	12
S3 – S4 – S5	225	4AWG – 300kcmil	K4TD-2C	14	K4TDC	21
S4	250	6AWG – 350kcmil	K4TE-2C	24	K4TEC	36
S5	300	250kcmil – 500kcmil	K5TF-2C	34	K5TFC	51
S5	400	(2) 3/0 – 250kcmil	K5TG-2C ^②	34	K5TGC ^②	51
S6	600	(2) 250kcmil – 500kcmil	K6TH-2C	54	K6THC	81
S6	800	(3) 2/0 – 400kcmil	K6TJ-2C ^②	94	K6TJC ^②	141
S7	1200	(4) 4/0 – 500kcmil	K7TK-2C	124	K7TKC	186

Extended front termination kits

Suitable for use with	Maximum amps	Set of 6 catalog number	List price
S3 – S4	250	K4ET-250	\$ 46
S5	400	K5ET-400	114
S6	630	K6ET-600	150
S6	800	K6ET-800	170
S7	1250	K7ET-1250	240

For adding onto standard circuit breaker front terminals, extending available connection area for user termination. Suitable for spaded cable or bus connection. S3 – S5 include terminal covers.

Saddle cable lug kits (Cu cable only)

Suitable for use with	Max amps	Wire range	Set of 6 catalog number	List price
S3 – S4	250	14AWG – 250kcmil	K4TES	\$ 30
S5	400	250kcmil – 500kcmil	K5TGS	90

These special non-aluminum cable lugs are for use with copper cable. Lugs are intended for use with copper cable or where non-aluminum connectors are required (marine, salt or corrosive environments).

Rear cable lug kits (Cu cable only)

Suitable for use with	Max amps	Wire range	Set of 6 catalog number	List price
S3 – S4	250	6AWG – 250kcmil	K4TER	\$ 30
S5	400	250kcmil – 500kcmil	K5TGR	90
S6	600	(2) 2/0 – 350kcmil	K6THR	150
S6	800	(3) 250kcmil – 350kcmil	K6TJR	170

For use where cable connection from the back-rear of the breaker is desired.

Distribution cable lug kit

Suitable for use with	Max amps	Wire range	Set of 3 catalog number	List price
S3 – S4	250	(6) #14 - 6	K4TN	\$ 125
S5	400	(6) #14 - 1/0	K5TGD	240

① Suggested lugs for circuit breaker up to amps shown. Cable size and type determine maximum amperes.
② Includes required lug covers.

External accessories

Rotary and variable depth handle operators

S1 – S7



Rotary handle operating mechanism

Frame	Catalog number	List price
S3 – S4 – S5	K5RH	\$ 108
S6	K6RH	124
S7	K7RH	145

Mounts directly onto breaker. Includes door interlock to prevent CB door opening while CB is in ON position. Padlock provision included to padlock CB in open position. Can also be key locked with optional cylinder lock assembly. Door interlock bracket must be ordered separately, if required. See page 15.62.

Variable depth rotary handles

New pistol type 1, 3R, 12

Frame	Catalog number mechanism	List price	Shaft catalog number (length in inches)	List price	Handle catalog number (length in inches)	List price
S1	K2VD-M	\$ 59			OHB45J10 (1.8) OHG45J10 (1.8) OHB65J10 (2.6) OHG65J10 (2.6)	\$ 70
S3–S4–S5	K5VD-M	49	OX P10X148 (5.8) OX P10X225 (8.9) OX P10X500 (19.7)	\$ 24 26 32	OHB95J10 (3.7) OHG95J10 (3.7)	80
S6	K6VD-M	80			OHB125J10 (4.9) OHG125J10 (4.9)	90
S7	K7VD-M	80			OHB175J10 (6.9) OHG175J10 (6.9)	100

Pistol type 4, 4X

Frame	Catalog number mechanism	List price	Shaft catalog number (length in inches)	List price	Handle catalog number (length in inches)	List price
S1	K2VD-M	\$ 59			OHB45L10 (1.8) OHG45L10 (1.8) OHB65L10 (2.6) OHG65L10 (2.6)	\$ 110
S3–S4–S5	K5VD-M	49	OX P10X148 (5.8) OX P10X225 (8.9) OX P10X500 (19.7)	\$ 24 26 32	OHB95L10 (3.7) OHG95L10 (3.7)	120
S6	K6VD-M	80			OHB125L10 (4.9) OHG125L10 (4.9)	130
S7	K7VD-M	80			OHB175L10 (6.9) OHG175L10 (6.9)	140

Square type 1

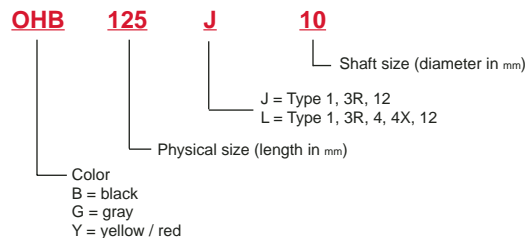
S1	K2VD-M	\$ 59			K2VD-H	\$ 25
S3–S4–S5	K5VD-M	49	K5VD-S12	\$ 24	K5VD-H	25
S6	K6VD-M	80	K7VD-S20	27	K7VD-H	28
S7	K7VD-M	80			K7VD-H	28

NOTE: Complete assembly requires a mechanism, shaft and handle.

Variable depth shaft support

For frames	Catalog number	List price
S3 – S4 – S5	K5VD-LSS	\$ 25

New pistol handle catalog number explanation



External accessories

Flange handle operators

S1 – S6



K7FHD-HS12

Flange handle

Solid shaft linkage

Breaker	NEMA type	Complete handle kit	List price	Mechanism only	List price	Shaft only	Shaft length	List price	Handle only	List price
S1	1,3R,12	K2FHD-12S12	\$ 240	K2FHD-M	\$ 128	K7FHD-S12	12	\$ 19	K7FHD-HS12	\$ 93
		K2FHD-17S12	248			K7FHD-S17	17	27		
		K2FHD-22S12	255			K7FHD-S22	22.5	34		
4, 4X	K2FHD-12S4	280	K7FHD-S12	12	19					
		K2FHD-17S4		288	K7FHD-S17	17	27			
		K2FHD-22S4		295	K7FHD-S22	22.5	34			
S3	1,3R,12	K3FHD-12S12	240	K3FHD-M	128	K7FHD-S12	12	19	K7FHD-HS12	93
		K3FHD-17S12	248			K7FHD-S17	17	27		
		K3FHD-22S12	255			K7FHD-S22	22.5	34		
4, 4X	K3FHD-12S4	280	K7FHD-S12	12	19					
		K3FHD-17S4		288	K7FHD-S17	17	27			
		K3FHD-22S4		295	K7FHD-S22	22.5	34			
S4	1,3R,12	K4FHD-12S12	240	K4FHD-M	128	K7FHD-S12	12	19	K7FHD-HS12	93
		K4FHD-17S12	248			K7FHD-S17	17	27		
		K4FHD-22S12	255			K7FHD-S22	22.5	34		
4, 4X	K4FHD-12S4	280	K7FHD-S12	12	19					
		K4FHD-17S4		288	K7FHD-S17	17	27			
		K4FHD-22S4		295	K7FHD-S22	22.5	34			
S5	1,3R,12	K5FHD-12S12	240	K5FHD-M	128	K7FHD-S12	12	19	K7FHD-HS12	93
		K5FHD-17S12	248			K7FHD-S17	17	27		
		K5FHD-22S12	255			K7FHD-S22	22.5	34		
4, 4X	K5FHD-12S4	280	K7FHD-S12	12	19					
		K5FHD-17S4		288	K7FHD-S17	17	27			
		K5FHD-22S4		295	K7FHD-S22	22.5	34			
S6	1,3R,12	K6FHD-12S12	523	K6FHD-M	411	K7FHD-S12	12	19	K7FHD-HS12	93
		K6FHD-17S12	531			K7FHD-S17	17	27		
		K6FHD-22S12	538			K7FHD-S22	22.5	34		
4, 4X	K6FHD-12S4	563	K7FHD-S12	12	19					
		K6FHD-17S4		571	K7FHD-S17	17	27			
		K6FHD-22S4		578	K7FHD-S22	22.5	34			

Available as complete kits including flange handle, shaft and breaker operating mechanism. Mechanism mounts directly onto breaker and shaft can be cut to the desired length for the breaker enclosure. Door is interlocked with the handle when the breaker is in the closed (ON) position; handles include interlock defeater for emergency override. Handle can be padlocked in the open (OFF) position. Can be field converted for left hand mounting.

Door hardware kits — Solid shaft linkage & S1 - S2 Cable operated

Item	Catalog number	List price
Door hardware kit, right hand, 2 point latch for enclosures less than 40 inches high	FH-DHK	\$ 150
Roller for 3 point latch, add to FH-DHK	FH-3RL	30

Enclosure depths

Minimum

Breaker	Depth (inches)
S1	8
S3 - S5	10
S6	11

Maximum

For maximum depth, add 4 inches to the shaft length

① Cable not included.

External accessories

Flange handle operators

S1 – S7

Isomax
MCCBs



K7FCH

Flange handle Cable linkage

Breaker	NEMA type	Mechanism only	List price	Cable only	Cable length	List price	Handle only	List price
S1	1,3R,12	K2FHDC-M	\$ 198	K6FHDC-036 K6FHDC-060	36" (91cm) 60" (152cm)	\$ 114 146	K7FHD-HS12	\$ 93
	4, 4X	K2FHDC-M	198	K6FHDC-036 K6FHDC-060	36" (91cm) 60" (152cm)	114 146	K7FHD-HS4	133
S3-S4	1,3R,12	K4FPM	110	K5C036	36" (91cm)	114	K5FCH	213
	4, 4X	K4FPM	110	K5C048	48" (122cm)	146	K5FCH4	243
				K5C060	60" (152cm)	160		
S5	1,3R,12	K5FPM	128	K5C072	72" (183cm)	175	K5FCH	213
				K5C084	84" (213cm)	204		
	4, 4X	K5FPM	128	K5C096	96" (244cm)	221	K5FCH4	243
				K5C108	108" (274cm)	238		
				K5C120	120" (305cm)	256		
S6	1,3R,12	K6FPM	220	K7C048	48" (122cm)	190	K7FCH	310
	4, 4X	K6FPM	220	K7C060	60" (152cm)	220	K7FCH4	415
				K7C072	72" (183cm)	256		
S7	1,3R,12	K7FPM	220	K7C084	84" (213cm)	270	K7FCH	310
				K70096	96" (244cm)	320		
	4, 4X	K7FPM	220	K7C120	120" (305cm)	350	K7FCH4	415

Notes: For complete assembly; mechanism, cable and handle are required.
All cables mount onto the right side of the breaker.
Handle can be mounted on the right or left side.

Door hardware kits — S3 - S7 Cable operated

Item	Catalog number	List price
Door hardware kit, right hand, 2 point latch for enclosures less than 40 inches high	KDH2R	\$ 200
Door hardware kit, right hand, 3 point latch for enclosures 40 inches high or greater	KDH3R	225

Enclosure depths

Minimum

Breaker	Depth (inches)
S1 - S6	8
S7	10

Maximum

Maximum depth is determined by cable length.

External accessories S1 – S7



K5LD



K7KL



K6LC



K6LCH



K6LC-S



K3DMB

Front locking device

Item	Catalog number	List price
S1	K1LD	\$ 14
S3 – S4 – S5	K5LD	14
S6	K6LD	16
S7	K7LD	20
S3 – S4 – S5	K5LDW ①	14
S6	K6LDW ①	16
S7	K7LDW ①	20

Mounts directly onto front of CB. Includes padlock device for locking CB in open position. Can be used as a manual handle block, with padlock or with optional key lock accessory. Optional door interlock kit that will prevent CB door from opening while CB is in the closed (ON) position.

Door interlock bracket

Item	Catalog number S3 – S7	List price
Bracket	K7DB	\$ 5

Key locks

Accessory	Keys	Catalog number		List price
		S3 – S4 – S5	S6 – S7	
Electric operator	different	K5KL-EO	K7KL-EO	\$ 25
	same	K5KL-EO-2	K7KL-EO-2	
Rotary HM & locking device	different	K7KL	K7KL	
	same	K7KL-2	K7KL-2	

Keyed cylinder locks are available for mounting onto Isomax electric operators, rotary handle mechanisms and front locking devices. Key locks can be for one individual circuit breaker (different keys in each order) or for two circuit breakers using the same key.

Terminal covers for fixed circuit breakers

Frame	Low profile catalog number	List price	High profile catalog number	List price
S1	K1LC	\$ 8	K1LCH	\$ 16
S3 – S4	K4LC	8	K4LCH	16
S5	K5LC	12	K5LCH	24
S6	K6LC	18	K6LCH	32
S7	K7LC	40	—	—

Both high and low types are available for fixed circuit-breakers. Covers provide IP40 degree of protection for fixed mounted circuit breakers. Lug covers are required and included as standard with S5 400A and S6 800A cable lug kits. Covers up to S6 can be sealed with lug cover seal shown in next section.

Terminal cover seals

Suitable for use with breakers	Used with LC covers	List price
S3 – S4 – S5 – S6	K6LC-S	\$ 5

These screws prevent the terminal covers from being removed.

DIN rail mounting kits

Suitable for use with breakers	Catalog number	List price
S1	K1DMB	\$ 11
S3	K3DMB	24
S4	K4DMB	26
S5	K5DMB	38

Kit consists of mounting bracket to fix S3-S5 breakers onto 75mm DIN rail (EN 50023 rail) and includes 45mm high front face plate to match up with miniature circuit breakers and manual motor starters. S1 breaker mounts on 35mm DIN rail.

Mechanical interlock plate

Frame	Horizontal catalog number	List price	Vertical catalog number	List price
S3	K3MI-H	\$ 570	K3MI-V	\$ 570
S4	K4MI-H	570	K4MI-V	570
S5	K5MI-H	590	K5MI-V	590
S6	K6MI-H	620	K6MI-V	620
S7	K7MI-H	630	K7MI-V	630

Provides for mounting of two similar breakers on a single mounting plate. CBs are interlocked via a "walking beam" type interlock, preventing breakers from being ON or closed at the same type. Both breakers can be OFF or tripped. MIP is available in two versions, one with breakers mounted horizontally and then also a version for vertical mounting of breakers.

① Required for drawout breakers.

Accessories

S1 – S7

IEC



Rear connected stud kits^①

For breakers	Max. amps	Set of 6 catalog number	List price
S3 – S4	250	K4RC	\$ 87
S5	400	K5RC	225
S6	800	K6RC	280
S7	1200	K7RC	340

Provides means to connect breakers directly onto rear bus bars.

Rear plug-in and draw-out circuit breakers

Isomax breakers are available in both rear plug-in and complete draw-out configurations. Plug-in breakers can be rear bus, front bus or front cable connected and are available up to the S5 400A size. The draw-out configuration uses a unique racking system and is available for all breakers from S3 through S7.

Plug-in (3 pole)^②

Frame	Movable kit		Separate kits fixed and movable			Complete plug-in kits				
	Movable	List price	Front bus	Fixed base kit	Rear conn.	Front bus	List price	Rear conn.	List price	
S1	K1PMK	\$ 171	K1PFC ^③	\$ 171	K1PFR	\$ 207	K1PC ^②	\$ 342	K1PR	\$ 378
S3	K4PMK	203	K3PFF	190	K3PFR	230	K3PF	393	K3PR	433
S4	K4PMK	203	K4PFF	203	K4PFR	243	K4PF	406	K4PR	446
S5	K5PMK	238	K5PFF	278	K5PFR	278	K5PF	516	K5PR	516

Draw-out (3 pole)^{①③}

Frame	Movable kit		Separate kits fixed and movable			Complete draw-out kits				
	Movable	List price	Front bus	Fixed base kit	Rear conn.	Front bus	List price	Rear conn.	List price	
S3	K4WMK	\$ 203	K3WFF	\$ 230	K3WFR	\$ 270	K3WF	\$ 433	K3WR	\$ 473
S4	K4WMK	203	K4WFF	283	K4WFR	323	K4WF	486	K4WR	526
S5	K5WMK	278	K5WFF	318	K5WFR	318	K5WF	596	K5WR	596
S6 Horiz	K6WMK	523	K6WFF	1346	K6WFR-H	1346	K6WF	1869	K6WR-H	1869
S6 Vert	K6WMK	523	K6WFF	1346	K6WFR-V	1346	K6WF	1869	K6WR-V	1869
S7 Horiz	K7WMK	821	K7WFF	2111	K7WFR-H	2111	K7WF	2932	K7WR-H	2932
S7 Vert	K7WMK	821	K7WFF	2111	K7WFR-V	2111	K7WF	2932	K7WR-V	2932

Movable kit = parts needed to modify standard CB to movable type.

Fixed base kit = fix mount onto panel.

Ext Fr bus = fixed base with line and load side extended front bus connectors. (FF)

Rear Conn. = fixed base with line and load side rear bus connectors. (FR)

Complete kit = includes all parts required for plug-in or draw-out connection; does not include CB.

Plug-in = open breaker can be physically removed from fixed base without disconnecting cable or bus from fixed base. (P)

Draw-out = also known as withdrawable, breaker can be removed from fixed base via a through the door crank. Includes ON, TEST and OFF position. (W)

Four pole versions (plug-in and/or draw-out)

Take the above list prices times 1.35 for four (4) pole versions and add "-4" to the end of the catalog number.

Draw-out crank

Isomax frames	Catalog number	List price
S1 – S7	K7WCR	\$ 20

Cable termination kits (3 pole only)^②

Compression type cable lug kit used to modify extended front bus connectors for direct cable connection.

Frame	Set of 6	List price
S3	K4FCT	\$ 72
S4	K4FCT	72
S5	K5FCT	86

Hand-held test kit (for all electronic trip types)

Isomax frames	Catalog number	List price
S4 – S5 – S6 – S7	K7TUT	\$ 210

Isomax hand-held test kit is used to both test and exercise microprocessor trip units in breakers S4 through S7. Unit includes test forks that insert into the test plugs on all Isomax microprocessor trip units. Tester generates 15VDC signal that performs diagnostic on electronic trip functions and will confirm test by tripping the CB. Will not test S3 nor any molded case switch versions.

① IEC ratings only.

② Front cable connection.

③ Requires front locking device to prevent drawout while breaker is closed.



Notes