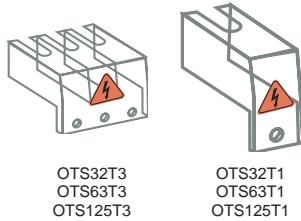


16A – 100A, Door mounted Accessories

Disconnect switches
Non-fusible



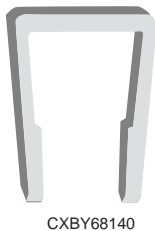
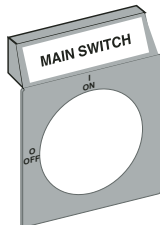
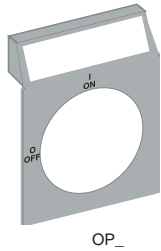
Terminal shrouds* — snap-on mounting for line or load side

Description	For use on:	Weight (lbs)	Catalog number	List price
3 pole includes one shroud for line or load side	OT16, OT25, OT32	0.02	OTS32T3	\$ 8
	OT45, OT63	0.02	OTS63T3	12
	OT30, OT60, OT100	0.02	OTS125T3	20
4th pole includes one shroud for line or load side	OTP_32ED	0.02	OTS32T1	4
	OTP_63ED	0.02	OTS63T1	6
	OTP_125ED	0.02	OTS125T1	10

All disconnects are IP20 touch safe as standard. Terminal shrouds provide an additional level of protection.

Legend plates for selector handles

Description	For use on:	Catalog number	List price
Blank plate	Black	OPB1	\$ 6
	Yellow	OPY1	6
	Black	OPB2	8
	Yellow	OPY2	8
Plate marked with: MAIN SWITCH	Black	OPB1EN1	10
	Yellow	OPY1EN1	10
	Black	OPB2EN1	12
	Yellow	OPY2EN1	12



Locking clip (replacement part)

Description	For use on:	Catalog number	List price
Door mounted switch handle locking clip	OT16, OT25, OT32	CXBY68140	\$ 11