




Selection guide TA110DU – TA450DU

Thermal
Overload
relays


2



Types

Main characteristics

Construction



Resetting

Convertible: manual to automatic

Setting ranges

Number	2	6	3
from A	65 – 90	65 – 90	130 – 185
to A	80 – 110	150 – 200	220 – 310

Mounted with contactors

Mounting kit

No kit is required for mounting thermal O/L relays

See page 2.7.

Types of contactors for combined mounting

A/AE/AF95
A/AE/AF110

A/AF145
A/AF185

A/AF210 + DT450/A300
A/AF260 + DT450/A300
A/AF300 + DT450/A300

Mounted separately (i.e. separate from contactor)

Separate mounting kit

DB200

No kit required for separate mounting of thermal O/L relays

Accessories

Tripping coil

Resetting coil

Terminal shroud

Function markers

①

LT200 –

LT450 –

BA5-50

① Terminals protected against direct contact (without the addition of terminal shrouds)