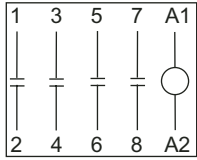
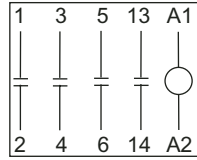


IEC Technical data Pole configurations

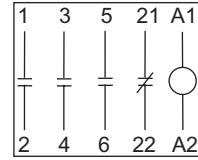
Miniature contactors



B6(7)-40-00 ...
BC6(7)-40-00 ...

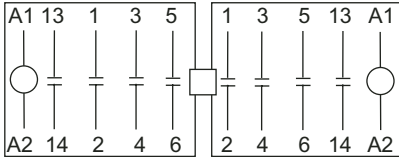


B6(7)-30-10 ...
BC6(7)-30-10 ...

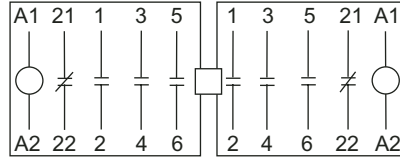


B6(7)-30-01 ...
BC6(7)-30-01 ...

Miniature mechanically interlocked contactors

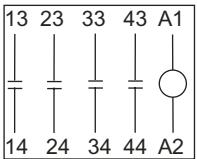


VB6(7)-30-10 ...
VBC6(7)-30-10 ...

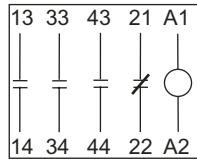


VB6(7)-30-01 ...
VBC6(7)-30-01 ...

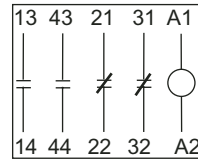
Miniature control relays



K6-40 E ...
KC6-40 E ...

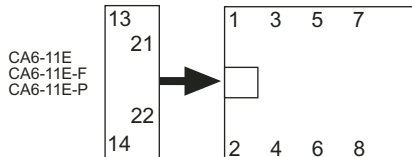


K6-31 Z ...
KC6-31 Z ...

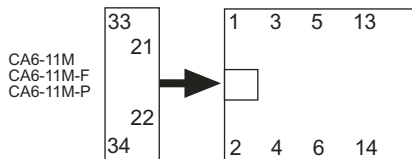


K6-22 Z ...
KC6-22 Z ...

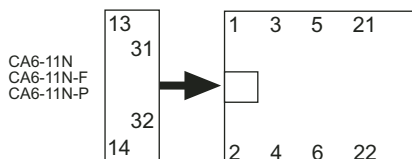
Side mounted auxiliary contact blocks



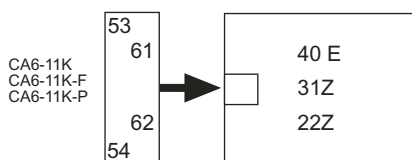
B6(7)-40-00
B6(7)-40-00-F
B6(7)-40-00-P
BC6(7)-40-00



B6(7)-30-10
B6(7)-30-10-F
B6(7)-30-10-P
BC6(7)-30-10

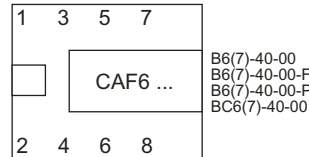


B6(7)-30-01
B6(7)-30-01-F
B6(7)-30-01-P
BC6(7)-30-01

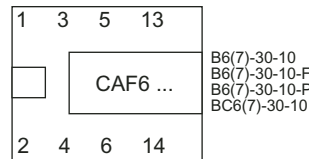


K6 ...
K6 ... F
K6 ... P
KC6 ...

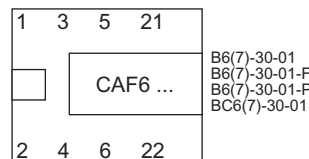
Front mounted auxiliary contact blocks



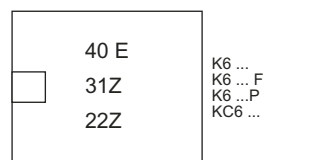
B6(7)-40-00
B6(7)-40-00-F
B6(7)-40-00-P
BC6(7)-40-00



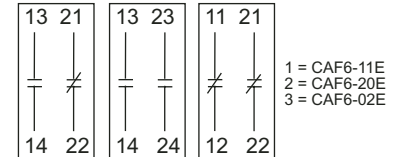
B6(7)-30-10
B6(7)-30-10-F
B6(7)-30-10-P
BC6(7)-30-10



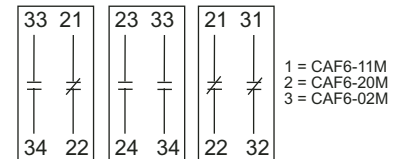
B6(7)-30-01
B6(7)-30-01-F
B6(7)-30-01-P
BC6(7)-30-01



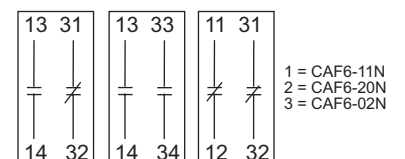
K6 ...
K6 ... F
K6 ... P
KC6 ...



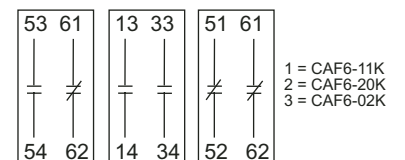
1 = CAF6-11E
2 = CAF6-20E
3 = CAF6-02E



1 = CAF6-11M
2 = CAF6-20M
3 = CAF6-02M



1 = CAF6-11N
2 = CAF6-20N
3 = CAF6-02N



1 = CAF6-11K
2 = CAF6-20K
3 = CAF6-02K

NOTE: Only side mounted type or front mounted type auxiliary contact blocks can be used at one time. Auxiliary contact blocks must not be mounted on Interface contactors, Interface control relays or contactors for connection to PLCs. Two CAF 6 front mounted auxiliary contact blocks can be installed on the mechanically interlocked contactors VB(C)6(7).