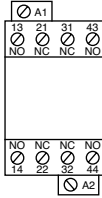


Technical data

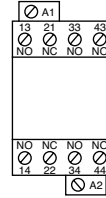
Terminal marking and positioning

Type NL & TNL

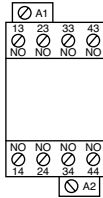
Standard devices without addition of auxiliary contacts



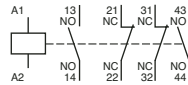
NL22E
TNL22E



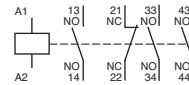
NL31E
TNL31E



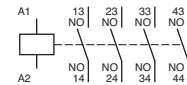
NL40E
TNL40E



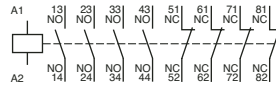
NL22E
TNL22E



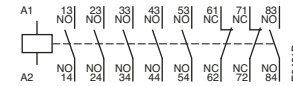
NL31E
TNL31E



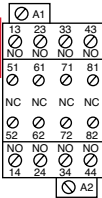
NL40E
TNL40E



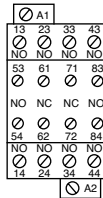
NL44E
TNL44E



NL62E
TNL62E

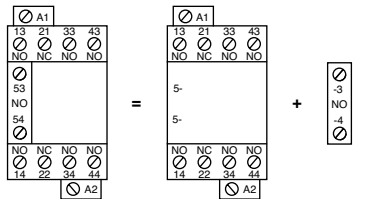


NL44E
TNL44E

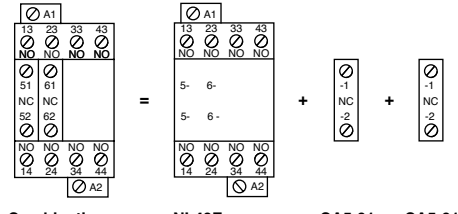


NL62E
TNL62E

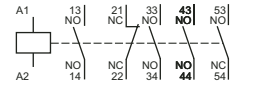
Other possible contact combinations with auxiliary contacts added by the user



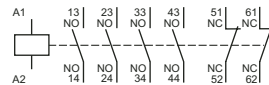
Combination 41E = NL31E/TNL31E + CA5-10 + CA5-10



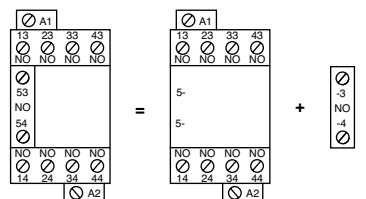
Combination 42E = NL40E/TNL40E + CA5-01 + CA5-01 + CA5-01 + CA5-01



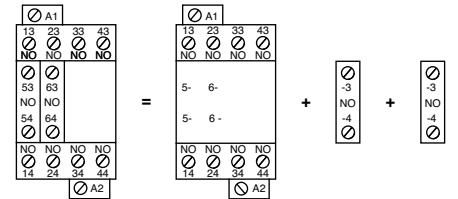
Combination 41 E



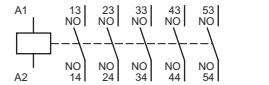
Combination 42 E



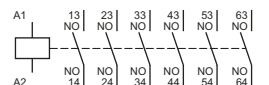
Combination 50E = NL40E/TNL40E + CA5-10 + CA5-10



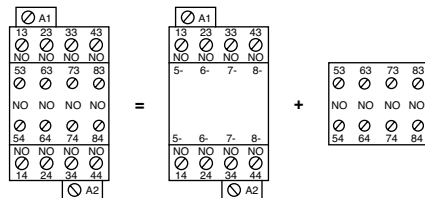
Combination 60 E = NL40E/TNL40E + CA5-10 + CA5-10 + CA5-10 + CA5-10



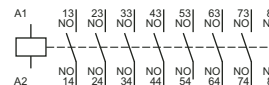
Combination 50 E



Combination 60 E



Combination 80E = NL40E/TNL40E + CA5-40E + CA5-40E



Combination 80 E