

Application examples C579

Applications

You can use the C 579 expansion unit in combination with all the C 57x basic units. It extends the number of release circuits. Depending on the external connection, category 4 as per DIN EN 954-1 is achievable with this device.

Functions and connections

The C 579 expansion unit has four release circuits (safety circuits) configured as NO circuits.

Two LEDs indicate operating state and function. The device is controlled via any release circuit of the safety relays C 57x.

When the EMERGENCY STOP pushbutton or the limit switch is unlocked and the ON button is pressed, the internal circuit of the safety relay and the external contactors are checked for correct functioning.

Operation

LEDs		Operation	
Channel 1	Channel 2	PS	Safety output of C 57x safety relays
		ON	closed
			open
		Faults	
		Relay fusion-welded	
		Defect in electronics	
		Motor contactor fusion welded	

Fault clearance

1. Switch supply voltage off.
2. Clear fault or replace device.
3. Switch supply voltage back on.

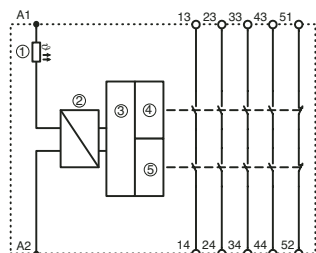
Cable length

For 2 x 1.5mm² max. 1000m total cable length for 150nF/km sensors and power supply lines.

7 Terminal marking

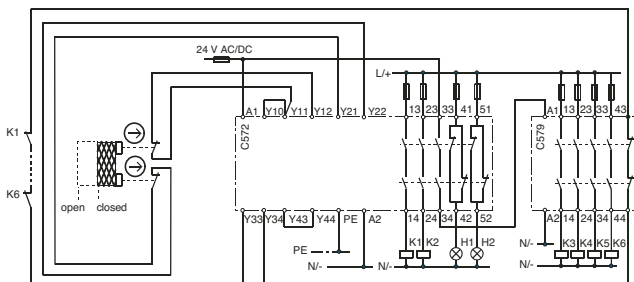
Supply voltage	A1 A2	L/+ N/-
Outputs	13, 14 23, 24 33, 34 43, 44	Safety output 1 (n/o contact) Safety output 2 (n/o contact) Safety output 3 (n/o contact) Safety output 4 (n/o contact)
Feedback loop	51, 52	Monitoring of the extension unit

Internal circuit



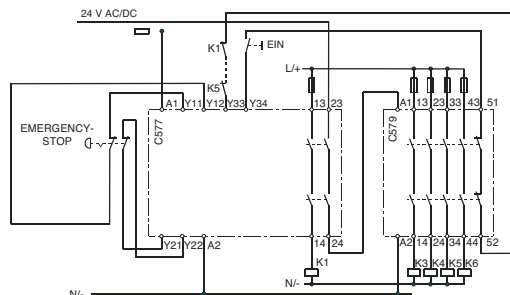
Safety gate monitoring

Safety category 4 acc. to EN 954-1



EMERGENCY STOP

Safety category 4 acc. to EN 954-1



EMERGENCY STOP with time delay

