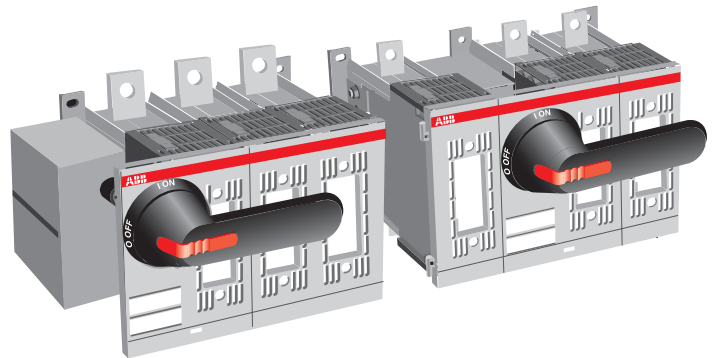
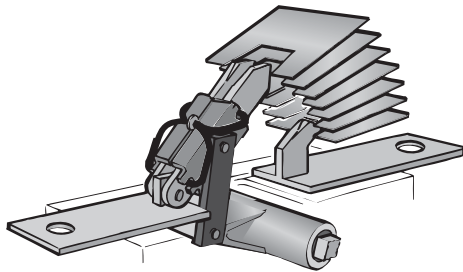


General information

Disconnect
switches
Fusible

High performance

The mechanism is quick-make/quick-break, meaning the contacts operate independently of the speed and force at which the handle is operated. This, in combination with unique, patented self-cleaning contacts, provides a long, reliable, electrical life.

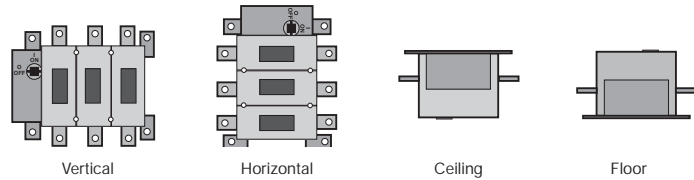


Modular construction^①

Modular switch construction allows the operating mechanism to be placed at either end of the switch or anywhere in-between, 100A – 800A.


Mounting positions

PowerLine disconnect switches may be mounted in any position:



Unique terminal locations^①

- Side connections
- Rear connections
- Bus stabs



^① Please consult ABB sales office for additional information